

Meet the Teacher!

Welcome to Key Stage 2.
Years 3,4 and 5.



Meet the teachers

- Year 3- Mrs Moss

Teaching assistants: Mrs Daly and Miss Green

- Year 4- Miss Grey

Teaching assistants: Miss Junjuha and Mrs Jones

- Year 5- Mr Thew

Teaching assistant: Miss Corban

Statutory Coverage KS2

- Subjects are classed as 'core' and 'foundation'.
- Core Subjects: English, Mathematics & Science.
- Foundation Subjects: Art and Design, Computing, Design and Technology, Spanish, Geography, History, Music, Physical Education (PE).
- This also includes Religious Education and PSHE (personal, social, health and economic education).

How to Help Your Child with Reading

Listening to your child read can take many forms.

First and foremost, focus developing an enjoyment and love of reading.

- Enjoy stories together – reading stories to your child at KS1 and KS2 is equally as important as listening to your child read.
- Read a little at a time but often, rather than rarely but for long periods of time!
- Talk about the story before, during and afterwards – discuss the plot, the characters, their feelings and actions, how it makes you feel, predict what will happen and encourage your child to have their own opinions.
- Look up definitions of words together – you could use a dictionary, the Internet or an app on a phone or tablet.
- All reading is valuable – it doesn't have to be just stories. Reading can involve anything from fiction and non-fiction, poetry, newspapers, magazines, football programmes, TV guides.
- Visit the local library - it's free!




How to Help Your Child with Writing

- Practise and learn spelling lists – make it fun!
- Encourage opportunities for writing such as letters to family or friends, shopping lists, notes or reminders, stories or poems.
- Write together – be a good role model for writing.
- Encourage use of a dictionary to check spelling and a thesaurus to find synonyms and expand vocabulary
- Allow your child to use a computer for word processing, which will allow for editing and correcting of errors without lots of crossing out.
- Remember that good readers become good writers! Identify good writing features when reading (e.g. vocabulary, sentence structure, punctuation).
- Show your appreciation: praise and encourage, even for small successes!



How to Help Your Child with Maths

- Play times tables games.
- Play mental maths games including counting in different amounts, forwards and backwards.
- Encourage opportunities for telling the time.
- Encourage opportunities for counting coins and money; finding amounts or calculating change when shopping.
- Look for numbers on street signs, car registrations and anywhere else!
- Look for examples of 2D and 3D shapes around the home.
- Identify, weigh or measure quantities and amounts in the kitchen or in recipes.
- Play games involving numbers or logic, such as dominoes, card games, darts, draughts or chess.



Working Together

- Ensuring book bags are in school every day
- Not taking holidays in school time
- Early nights to ensure your child is full of energy for the school day
- Arriving on time to school
- Attending parents evening
- We will always keep you informed and will strive to meet the individual needs of your child



Homework in Key stage 2

- Your child is expected to read at home three times a week. Each time you read with your child please sign their reading record. A comment about their reading is encouraged.
- Times tables quizzes will take place everyday in the maths lessons using Times Tables Rockstars. Please encourage your child to practise daily.




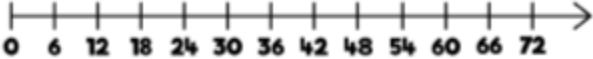
Class Timetable

	8.55 – 9.10	9.10-10.15	10.15-10.30	10.30-11.00	11.00-12.00	12.00 -1.00	1.00-1.20	1.20 – 2.50	
Mon	Celebration Assembly DG/KH	TTRS skill Maths	Playtime	Guided Reading	English	Lunchtime	Spellings	Metacognition	RE
Tue	Assembly DG/KH	TTRS quiz Maths		Guided Reading	English		Spellings	Science	Science (Library)
Wed	Prayer and Praise DG	TTRS skill Maths		Guided Reading	English		Spellings	Art	PE(SH)
Thurs	Rev Cath/ class teacher	TTRS quiz Maths		Guided Reading	English		Handwriting	History	History (PSHE weeks 1,3,5)
Fri	Class worship	PPA (Music, Computing and Spanish)		PPA (Music, Computing and Spanish)			Handwriting	TTRS quiz Maths	English

2:50pm – 3:00pm Vocabulary Class novel 3:00pm – 3:15pm

Year 4

Pupils should be taught to: **count in multiples of 6, 7, 9**. Pupils should be able to recall multiplication and division facts for multiplication tables up to 12×12 for the **multiplication tables check**.

Skill: 6 times table					Year: 4																																																																																																								
					<table border="1"><tr><td>1</td><td>2</td><td>3</td><td>4</td><td>5</td><td>6</td><td>7</td><td>8</td><td>9</td><td>10</td></tr><tr><td>11</td><td>12</td><td>13</td><td>14</td><td>15</td><td>16</td><td>17</td><td>18</td><td>19</td><td>20</td></tr><tr><td>21</td><td>22</td><td>23</td><td>24</td><td>25</td><td>26</td><td>27</td><td>28</td><td>29</td><td>30</td></tr><tr><td>31</td><td>32</td><td>33</td><td>34</td><td>35</td><td>36</td><td>37</td><td>38</td><td>39</td><td>40</td></tr><tr><td>41</td><td>42</td><td>43</td><td>44</td><td>45</td><td>46</td><td>47</td><td>48</td><td>49</td><td>50</td></tr><tr><td>51</td><td>52</td><td>53</td><td>54</td><td>55</td><td>56</td><td>57</td><td>58</td><td>59</td><td>60</td></tr><tr><td>61</td><td>62</td><td>63</td><td>64</td><td>65</td><td>66</td><td>67</td><td>68</td><td>69</td><td>70</td></tr><tr><td>71</td><td>72</td><td>73</td><td>74</td><td>75</td><td>76</td><td>77</td><td>78</td><td>79</td><td>80</td></tr><tr><td>81</td><td>82</td><td>83</td><td>84</td><td>85</td><td>86</td><td>87</td><td>88</td><td>89</td><td>90</td></tr><tr><td>91</td><td>92</td><td>93</td><td>94</td><td>95</td><td>96</td><td>97</td><td>98</td><td>99</td><td>100</td></tr></table>					1	2	3	4	5	6	7	8	9	10	11	12	13	14	15	16	17	18	19	20	21	22	23	24	25	26	27	28	29	30	31	32	33	34	35	36	37	38	39	40	41	42	43	44	45	46	47	48	49	50	51	52	53	54	55	56	57	58	59	60	61	62	63	64	65	66	67	68	69	70	71	72	73	74	75	76	77	78	79	80	81	82	83	84	85	86	87	88	89	90	91	92	93	94	95	96	97	98	99	100
1	2	3	4	5						6	7	8	9	10																																																																																															
11	12	13	14	15	16	17	18	19	20																																																																																																				
21	22	23	24	25	26	27	28	29	30																																																																																																				
31	32	33	34	35	36	37	38	39	40																																																																																																				
41	42	43	44	45	46	47	48	49	50																																																																																																				
51	52	53	54	55	56	57	58	59	60																																																																																																				
61	62	63	64	65	66	67	68	69	70																																																																																																				
71	72	73	74	75	76	77	78	79	80																																																																																																				
81	82	83	84	85	86	87	88	89	90																																																																																																				
91	92	93	94	95	96	97	98	99	100																																																																																																				
																																																																																																													
<table border="1"><tr><td>6</td><td>12</td><td>18</td><td>24</td><td>30</td></tr><tr><td>36</td><td>42</td><td>48</td><td>54</td><td>60</td></tr><tr><td>66</td><td>72</td><td>78</td><td>84</td><td>90</td></tr></table>					6	12	18	24	30	36	42	48	54	60	66	72	78	84	90																																																																																										
6	12	18	24	30																																																																																																									
36	42	48	54	60																																																																																																									
66	72	78	84	90																																																																																																									
																																																																																																													
																																																																																																													

Encourage daily counting in multiples, supported by a number line or a hundred square. Look for patterns in the six times table, using manipulatives to support. Make links to the 3 times table, seeing how each multiple is double the threes. Notice the pattern in the ones within each group of five multiples. Highlight that all the multiples are even using number shapes to support.

ALWAYS

- It is the responsibility of all members of the school community to ensure that we can all enjoy our rights. By adhering to these rights we all get to wear a 'house ALWAYS badge'.
- ALWAYS badges must be worn everyday.



Our behaviour policy supports the school's four rights:

- ❖ *All pupils ALWAYS have a right to learn*
- ❖ *All adults ALWAYS have a right to do their job*
- ❖ *Everybody ALWAYS has a right to dignity and respect*
- ❖ *Everybody ALWAYS has a right to feel safe and be healthy*





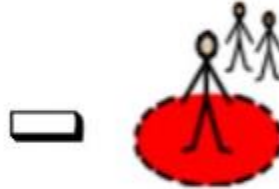
S



H



I



N



E



Rewards

- Class Dojo
- Headteacher's Award
- House celebrations
- Star of the week
- Writer of the week
- Extra-curricular clubs and activities



Important Reminders



- Please can you ensure every item of clothing has your child's name in it.
- PE Kit must always be in school.
- **YEAR 4** Swimming kit must be in school every **Thursday**.
- Please make sure we are aware of any medical details your child has or may develop throughout the year to ensure the appropriate forms are signed.

Thank you for listening



Any Questions?